

Proportional Mixer

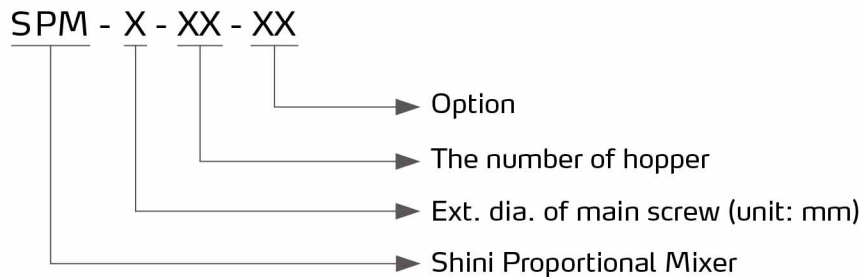
SPM-40-4



Refer carefully to this manual before operation.

SPM Series

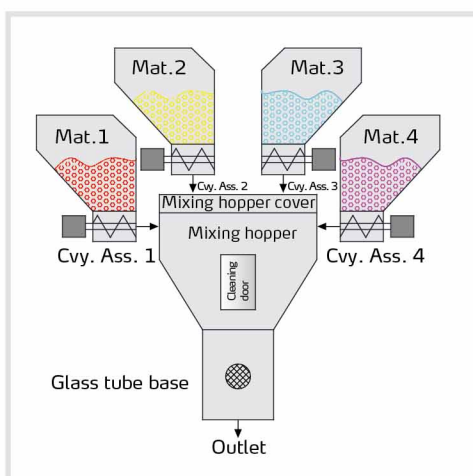
■ Coding Principle



■ Features

- Material contacted surface is made of SUS201.
- Simultaneous metering makes mixing unnecessary that mixes while metering.
- Materials separated by specific gravity difference can be mixed sufficiently.
- Particles of different sizes and shapes can be completely mixed.
- The static will be generated during material mixing, and the product will have color splash. The machine is free of mixing that features better effect.
- Troubles resulted by dust from mixing have been eliminated completely.
- Modular assembly structure with convenient assembly and disassembly is easy for cleaning up and exchange.
- Record current operation mode that unaffected by power failure can return work at once after the power is reconnected.
- Set manual material cleaning value for convenient material shift.
- Recipe of recordable is convenient for saving and calling.
- DC brushless motor is free of maintenance.
- Material blockage and overload can be detectable with auto shutdown protection and alarm.
- Equipped with material test port that is easy for customer to test the discharge capacity.

■ Working Principle



Motor starts after receiving the signal from the control box. And materials in hopper will drop into the screw through screw rotating driven by the shaft coupler, which will be conveyed to the base by screw after it receiving the squeeze from the screw as to achieve accurate metering and material conveying purpose.

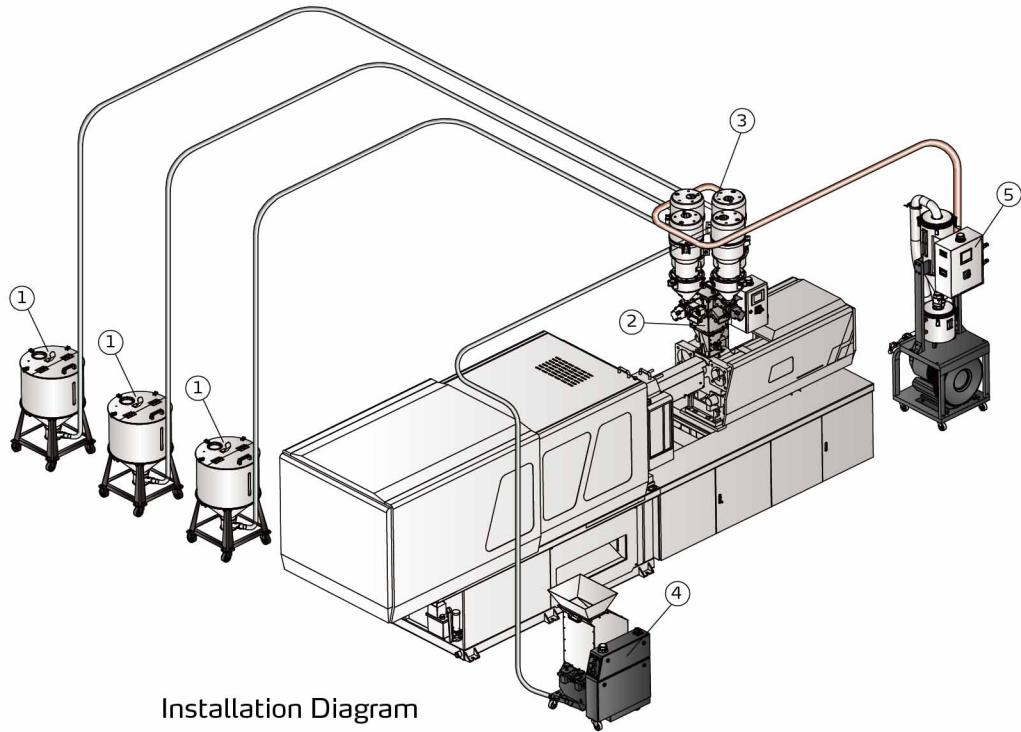
■ Option



The low level sensor is optional of models for convenient alarm in advance when machine is short of material, and add "L" at the end of the model code.

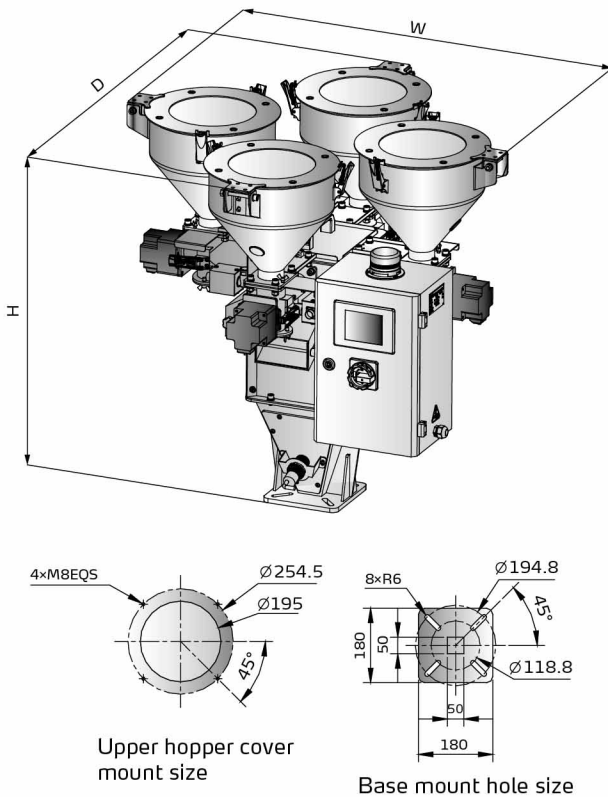
Application

- 1.MST
- 2.SPM
- 3.SHR-U-S
- 4.SG
- 5.SVG



Installation Diagram

Outline Drawings



Specifications

Model	SPM-40-2	SPM-40-3	SPM-40-4
Main/auxiliary Screw ext. (mm)	40×1/16×1	40×2/16×1	40×2/16×2
Main/auxiliary Motor power(kW)	0.06×1/0.06×1	0.06×2/0.06×1	0.06×2/0.06×2
Main/auxiliary Reduction ratio	1:18×1/1:50×1	1:18×2/1:50×1	1:18×2/1:50×2
Screw throughput (kg/hr)	90/2	90/2	90/2
Output (kg/hr)	92	182	184
Storage hopper (L)	6	6	6
Low level sensor alarm	Option	Option	Option
Dimension	H(mm)	880	880
	W(mm)	900	900
	D(mm)	500	800
Weight(kg)	66	78	90

- Notes: 1) The output of above model is obtained based on continuous rotating of particles in bulk density of 0.65kg/L, and diameter of 3-5mm.
 2) Reference for Selection: max. conveying capacity of single screw actual material dosage of the screw One tenth of the single screw's max. conveying capacity
 3) Machine power supply: 1Φ, 220VAC, 50Hz

Shini Group

Addr: No. 23, Minhe St., Shulin Dist.,
New Taipei, Taiwan

Tel: +886 2 2680 9119

Fax: +886 2 2680 9229

Email: shini@shini.com

Factories:

- Taiwan
- Dongguan
- Pinghu
- Ningbo
- Chongqing
- Pune

2022-04-15-04 Copyrights Reserved.

www.shini.com