


Proportional Mixer

SPM-40-4

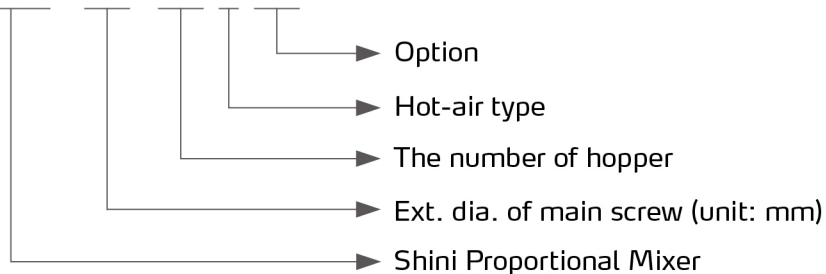


Refer carefully to this manual before operation.

SPM Series

■ Coding Principle

SPM - XX - XX-H-XX



■ Features

- The material contacted surface is made of SUS201 stainless steel.
- Simultaneous material dosing enables mixing while dosing.
- It can effectively mix the materials with large differences in bulk density, sizes, and shapes.
- No mixing is required to avoid issues resulting from dust and static.
- Modular assembly structures with convenient assembly and disassembly are easy to clean and exchange.
- A convenient material change setting of manual material cleaning valve.
- Recipe bank for convenience to change.
- DC brushless motor is free of maintenance and has a low maintenance cost.
- It is equipped with an anti-overflow protector that will shut down automatically and alarm.
- It is equipped with a material test port that is easy for customers to test the discharge capacity.
- Equipped with cleaning door for material replacement and clearing.
- Optional pipe heater achieves integrated mixing and heating system.
- RS485 communication interface

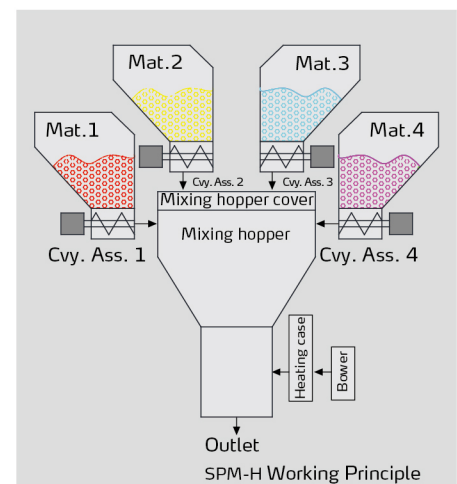
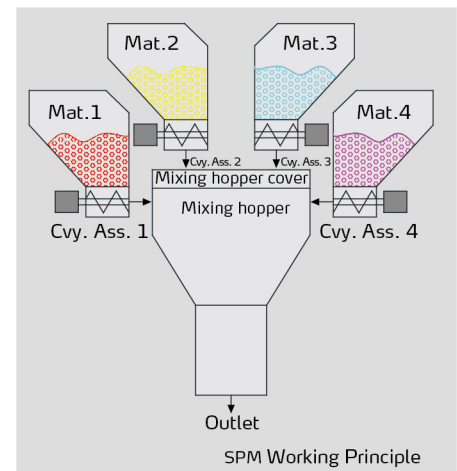
■ Options

- Floor mounted, with optional mounted storage bucket and suction box, and add "GS" at the end of the model code.
- The low level sensor is optional of models for convenient alarm in advance when machine is short of material, and add "L" at the end of the model code.



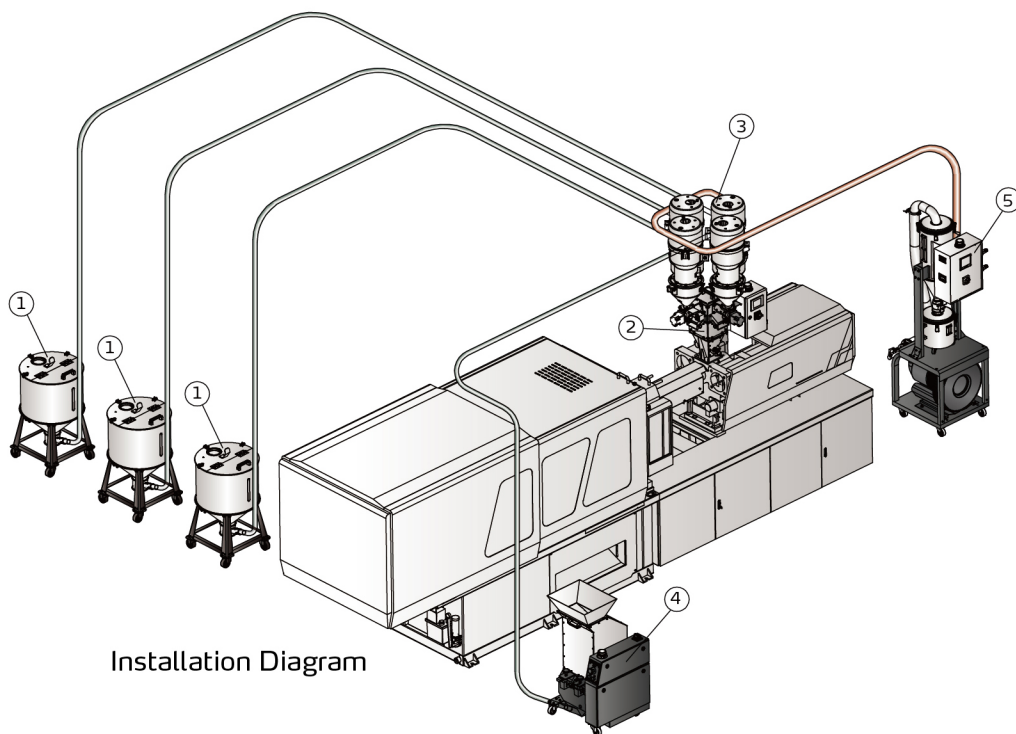
Level sensor

■ Working Principle



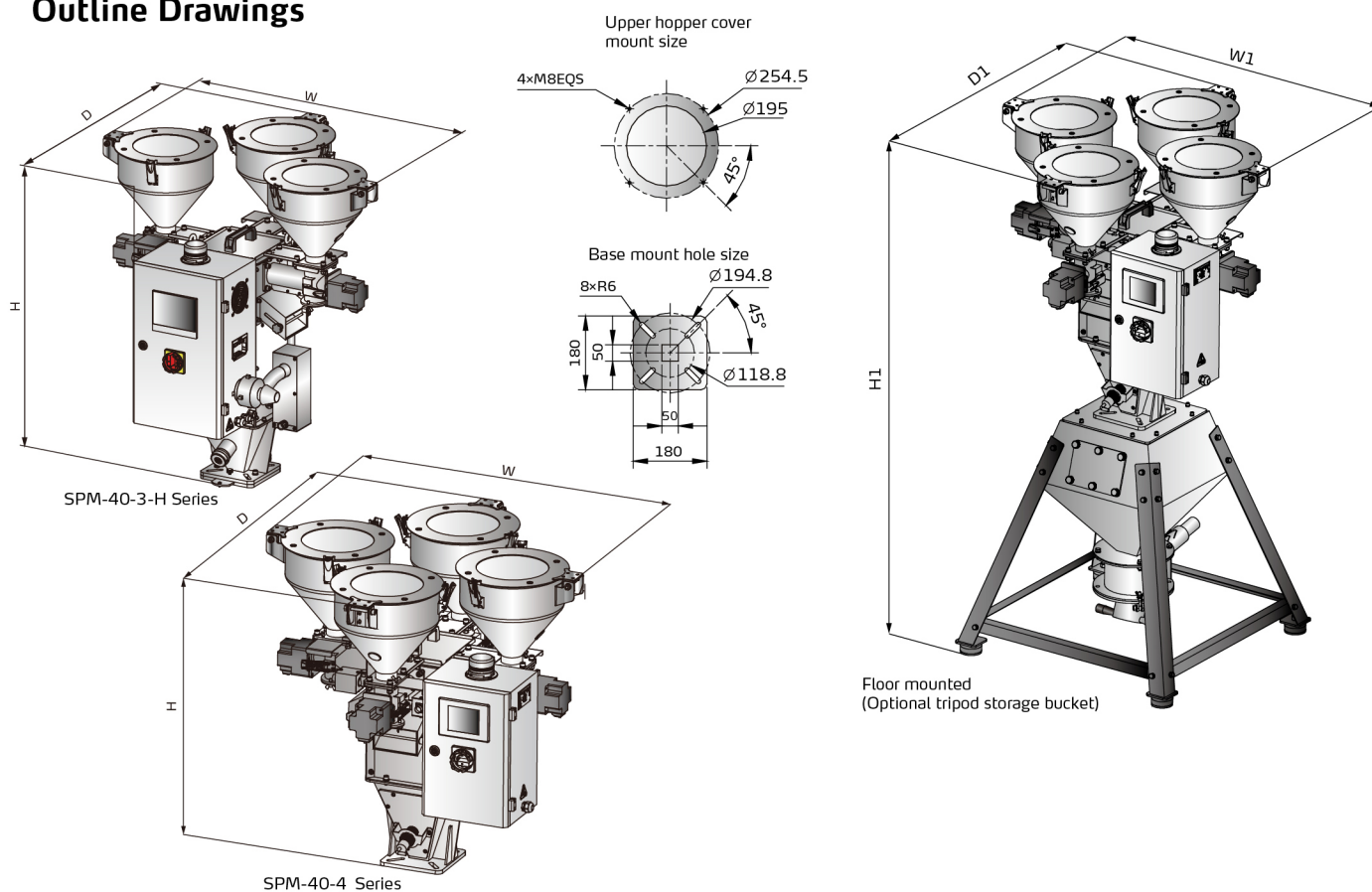
Application

- 1.MST
- 2.SPM
- 3.SHR-U-S
- 4.SG
- 5.SAL-UG



Installation Diagram

Outline Drawings



SPM Series

Specifications

SPM

Model		SPM-40-4		SPM-40-3		SPM-40-2	
Main/auxiliary Screw ext. (mm)		40×2	16×2	40×2	16×1	40×1	16×1
Main/auxiliary Motor power(kW)		0.06×2	0.06×2	0.06×2	0.06×1	0.06×1	0.06×1
Reduction ratio		1:18×2	1:10×2	1:18×2	1:10×1	1:18×1	1:10×1
Single screw max. output (kg/hr)		210	15	210	15	210	15
Storage hopper(L)		6×4		6×3		6×2	
Low level sensor alarm		Option		Option		Option	
Dimension	H(mm)	880		880		880	
	W(mm)	900		900		900	
	D(mm)	900		800		590	
Weight(kg)		90		78		66	
Floor mounted	Dimension (mm)	900×900×1600		900×825×1600		900×750×1600	
	Weight(kg)	130		118		106	
	Storage hopper(L)	30		30		30	
	Suction box(inch)	1.5		1.5		1.5	

SPM-H

Model		SPM-40-4-H		SPM-40-3-H		SPM-40-2-H	
Main/auxiliary Screw ext. (mm)		40×2	16×2	40×2	16×1	40×1	16×1
Main/auxiliary Motor power(kW)		0.06×2	0.06×2	0.06×2	0.06×1	0.06×1	0.06×1
Reduction ratio		1:18×2	1:10×2	1:18×2	1:10×1	1:18×1	1:10×1
Single screw max. output (kg/hr)		210	15	210	15	210	15
Storage hopper(L)		6×4		6×3		6×2	
Heater power(kW)		0.85		0.85		0.85	
Blower power(kW)		0.19		0.19		0.19	
Insulated temperature(°C)		60~120		60~120		60~120	
Loading capacity(kg)		6		6		6	
Dimension	H(mm)	983		983		983	
	W(mm)	1015		896		896	
	D(mm)	896		827		597	
Weight(kg)		95		83		71	

Notes: 1) The output of above model is obtained based on continuous rotating of particles in bulk density of 0.65kg/L, and diameter of 3-5mm.
 2) Reference for Selection: max. conveying capacity of single screw> actual material dosage of the screw > One tenth of the single screw's max. conveying capacity
 3) Machine power supply: 1Φ, 220VAC, 50Hz

We reserve the right to change specifications without prior notice.

Shini Group

Addr: No. 23, Minhe St., Shulin Dist.,
New Taipei, Taiwan

Tel: +886 2 2680 9119

Fax: +886 2 2680 9229

Email: shini@shini.com

Factories:

- Taiwan
- Dongguan
- Pinghu
- Ningbo
- Chongqing
- Pune

2025-07-15-04 Copyrights Reserved.

www.shini.com